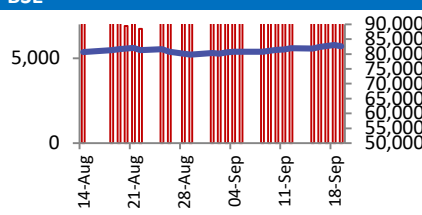
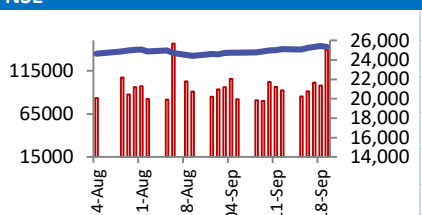


BSE			NSE		
	Open	82147		Open	25209
	High	82370		High	25262
	Low	81777		Low	25085
	Close	82102		Close	25170
	Change	-58		Change	-33
	Volume (Lacs)	7664		Volume(Lacs)	45169
	Turnover (Rs.inCr)	12164		Turnover(Rs.in Cr)	105317

World Markets	Current	Previous	Pt. Chg	Var(%)
Dow	46293	46382	(89)	-0.19%
Dow Futures	46673	46637	36	0.08%
Nasdaq	22573	22789	(216)	-0.95%
FTSE	9223	9227	(3)	-0.04%
Nikkei	45300	45494	(193)	-0.43%
Hang Seng	26233	26159	74	0.28%
Gift Nifty	25180	25244	(65)	-0.26%
Straits Singapore	4295	4303	(8)	-0.18%
South Korea	3451	3486	(35)	-1.01%
Taiwan	26091	26247	(157)	-0.60%
Shanghai	3819	3822	(2)	-0.06%

Commodity Prices	Current	Previous	Pt. Chg	Var(%)
Copper (\$/MT)	9975	9973	2	0.0%
Alumin (\$/MT)	2638	2645	(7)	-0.3%
Zinc (\$/MT)	2889	2894	(6)	-0.2%
Brent Crude (\$/bbl)	68	68	0	0.2%
Gold (\$/Ounce)	3757	3764	(7)	-0.2%
Silver (\$/Ounce)	44	44	(0)	-0.3%
Light Crude (\$/bbl)	64	63	0	0.2%
N G (\$/mmbtu)	3	3	0	0.6%
Sugar (\$/MT)	463	451	12	2.6%
Rubber (Rs./kg)	187	186	1	0.5%
Baltic Dry Index	2200	2172	28	1.3%

Currency Exchange Rate	Current	Previous	Var(%)
Rs./ \$ rate	88.75	88.31	0.50%
Rs./ Euro	104.74	103.99	0.72%
Rs./Chinese Yuan	12.47	12.48	-0.03%
Yen / \$ rate	147.76	147.64	0.08%
\$ US/Euro	1.18	1.18	-0.14%

Dollar Index	Current	Previous	Var(%)
Dollar Index	97.35	97.26	0.09%

Support/ Resistance Levels for Today		
	Nifty	Bank Nifty Fut
Support 1	25070	55440
Support 2	24970	55170
Resistance	25260	55900

Securities in Ban For Trade	
SAMMAANCAP	HFCL
RBLBANK	

## Market Review

**US:** US equities came to a halt on Tuesday as interest-rate sensitive technology stocks extended an early decline after Federal Reserve Chair Jerome Powell gave no signs he would support a cut at the central bank's October meeting.

**Asia:** Asian stocks fell after Wall Street retreated as mixed signals from US Federal Reserve policymakers clouded the path for interest-rate cuts. The MSCI Asia Pacific Index fell 0.2% with declines in Japan, which returned after a holiday, Australia and South Korea.

**India:** India's benchmark equity indices closed in the red for a third straight session on Tuesday. **Market is expected to open on a negative note and likely to witness negative move during the day.**

**Global:** The American Petroleum Institute (API) has reported a greater-than-expected decrease in the weekly US crude stock, indicating a robust demand for petroleum in the country. The actual decrease in crude inventories was recorded at 3.821 mn barrels, a figure that surpasses both the forecasted and previous numbers. Analysts had anticipated a decline, but the actual drop has outperformed their estimates, implying a stronger demand for crude oil. Compared to the forecasted numbers, the actual decrease in crude inventories signals a bullish trend for crude prices.

Japan's manufacturing sector activity fell at the fastest pace in six months in September, driven by further declines in new orders. The S&P Global flash Japan Manufacturing PMI dropped to 48.4 in Sep from 49.7 in August, further below the 50.0 threshold that separates growth from contraction to the lowest reading since March. The data showed the manufacturing output index also falling to the lowest in six months, while the index for new orders hit a five-month low.

**Commodities:** Oil prices increased for the second consecutive day. A report indicated a decline in U.S. crude inventories last week. This development suggests a tightening of supplies in the market. The halt in oil exports from Iraq's Kurdistan region also contributed to the price rise.

Gold prices remained stable near record highs. Investors are carefully analyzing Jerome Powell's remarks on potential interest rate cuts. They are also awaiting a key inflation report.

**Currency:** U.S. dollar edged up from its lowest level in close to a week on Wednesday, with traders expecting two more U.S. interest rate cuts this year, even after Fed Reserve Chair Jerome Powell struck a cautious tone on further easing overnight.

### FII Derivative Transactions (Rs. Cr)

Contracts	Purchase		Sell		Net	Open Interest (OI)		OI (Previous day)		Change	
	Contract	Value	Contract	Value		Contract	Value	Contract	Value	Contract	Value
Index Future	15135	2891	13059	2485	406	196298	37216	196366	37229	(68)	(13)
Index Option	20306243	3847658	20261934	3839553	8105	1403787	266252	2248713	425941	(844926)	(159689)
Stock Future	314454	22315	302862	21528	787	5679377	401349	5651629	399819	27748	1530
Stock Option	605321	43954	598050	43456	498	439242	30994	449123	31743	(9881)	(749)
<b>Total</b>	<b>21241153</b>	<b>3916818</b>	<b>21175905</b>	<b>3907022</b>	<b>9796</b>	<b>7718704</b>	<b>735811</b>	<b>8545831</b>	<b>894732</b>	<b>(827127)</b>	<b>(158921)</b>

FII All Activity-BBG (Rs Cr)		Buy	Sell	Net
16-Sep-25		13864	12218	1646
17-Sep-25		13185	13465	(280)
18-Sep-25		12415	11630	785
19-Sep-25		37583	36454	1128
22-Sep-25		10285	12256	(1972)
<b>Month to date- Sep</b>		<b>217385</b>	<b>217190</b>	<b>195</b>
FII (Prov.) (Rs Cr)		Buy	Sell	Net
17-Sep-25		11509	12634	(1125)
18-Sep-25		11838	11471	367
19-Sep-25		37091	36700	391
22-Sep-25		9545	12455	(2910)
23-Sep-25		12222	15773	(3551)
<b>Month to date-Sep</b>		<b>205772</b>	<b>222806</b>	<b>(17034)</b>
DII (Prov.) (Rs. Cr)		Buy	Sell	Net
17-Sep-25		13719	11426	2294
18-Sep-25		14451	11125	3327
19-Sep-25		14840	12735	2105
22-Sep-25		12716	10133	2583
23-Sep-25		13526	10855	2671
<b>Month to date-Sep</b>		<b>223631</b>	<b>180053</b>	<b>43578</b>
FII Debt - BBG (Rs. Cr)		Buy	Sell	Net
16-Sep-25		7027	2251	4776
17-Sep-25		2880	1602	1278
18-Sep-25		3625	2252	1373
19-Sep-25		3093	1316	1777
22-Sep-25		2015	2516	(500)
<b>Month to date- Sep</b>		<b>42155</b>	<b>30504</b>	<b>11651</b>

Market Breadth	BSE		NSE	
	No.	%	No.	%
Advance	1709	40%	1232	40%
Decline	2453	57%	1770	58%
Unchanged	158	4%	73	2%

Market Turnover	23-Sep	22-Sep	Var (%)
BSE Cash	12164	11069	10%
NSE Cash	105317	103101	2%
NSE Futures	127941	128663	-1%
NSE Options	62536620	25906590	141%
Total (Rs.Cr)	62782042	26149423	140%

Volatility Index	23-Sep	22-Sep
Volatility Index	10.63	10.56

Index PE - TTM	23-Sep	Yr. High	Yr. Low
Sensex	22.7	25.2	20.3
Nifty	22.1	24.4	19.6

### Corporate News

#### VIP Industries appoints Atul Jain as managing director; Neetu Kashiramka steps down

Luggage maker VIP Industries Ltd. has appointed Atul Jain as its new Managing Director for five years, starting September 23, 2025. He replaces Neetu Kashiramka, who resigned at the company's board meeting on Tuesday but will continue with VIP until October 31, 2025 to ensure a smooth transition. (CNBC)

#### HCLTech renews, expands pact with Swedish auto major

IT services firm HCLTech on Tuesday said it has renewed and broadened its digital transformation partnership with a leading commercial vehicle manufacturer headquartered in Gothenburg, Sweden. The company did not disclose the client's name or the contract value. (CNBC)

#### Dilip Buildcon wins Rs 1,115-cr Kerala industrial corridor project from KICDC

The contract, awarded on a General Contract (L1) basis, entails design, construction, testing, commissioning, and operation & maintenance of infrastructure works at Pudussery Central and Kannambra in the Palakkad Node of Kerala, under the extension of the Chennai-Bengaluru Industrial Corridor (CBIC) to Kochi via Coimbatore. (ET)

### Economy

#### GST 2.0: Unchanged budgets with lower prices spur demand for pricier TVs, cars and apparel

Price drops on account of the GST overhaul have given a fresh spark to the premiumisation trend in consumer spending, leading companies said. Sales of large-screen televisions (55-65 inches), five star-rated air-conditioners, and apparel and footwear in the ₹1,000-2,500 range have seen accelerated growth in the last two days during online sales, a theme that's likely to be echoed at physical stores as well. (ET)

#### Private sector activity moderates, but stays strong

India's private sector activity moderated to 61.9 in September from August's multi-year high of 63.2 but still recorded a strong expansion and the second-best reading in just over two years, according to a private survey released on Tuesday. (ET)

### International

#### Tether CEO confirms capital raise plans after report of major funding round

Tether CEO Paolo Ardoio said on Wednesday that the company is evaluating a capital raise from a group of high-profile investors, after a Bloomberg report stated that the stablecoin firm could seek between \$15 billion and \$20 billion, potentially valuing it at \$500 billion. (Invst)

Top 5 Nifty Gainers	23-Sep	22-Sep	Var(%)
INDUSINDBK	755	734	2.9%
AXISBANK	1171	1144	2.3%
JSWSTEEL	1138	1117	1.9%
BAJFINANCE	1026	1007	1.9%
SBIN	871	855	1.8%
Top 5 Nifty Losers	23-Sep	22-Sep	Var(%)
TRENT	4891	5011	-2.4%
TECHM	1472	1505	-2.2%
SBILIFE	1819	1858	-2.1%
ULTRACEMCO	12401	12650	-2.0%
HINDUNILVR	2522	2572	-1.9%

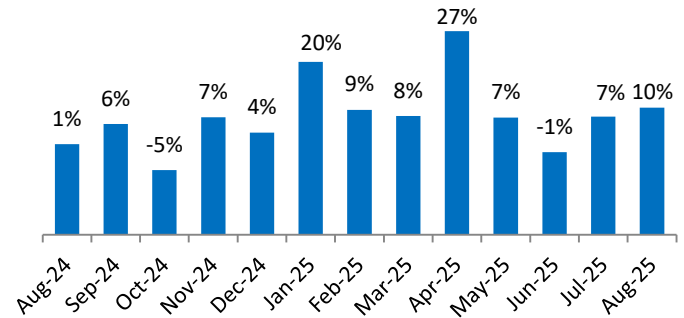
BSE Index Watch	Last	1 day	1 wk	1 mth	1 yr
SENSEX	82102	-0.1%	-0.3%	1.0%	-3.3%
MIDCAP	46368	-0.3%	-0.6%	1.0%	-6.6%
SMLCAP	54044	-0.4%	-0.4%	2.0%	-6.0%
AUTO	61028	0.6%	0.7%	7.7%	0.4%
BANKEK	62625	0.7%	1.1%	1.9%	2.4%
Capital Goods	70417	-0.4%	-0.5%	4.9%	-5.2%
FMCG	20376	-1.3%	-1.9%	-0.7%	-14.7%
Health Care	44574	-0.4%	-0.5%	-0.5%	0.8%
IT	34769	-0.6%	-2.2%	0.0%	-18.6%
METAL	33579	1.0%	1.6%	7.5%	1.5%
Oil & Gas	26857	-0.2%	1.5%	2.4%	-13.3%
Power	6963	-0.3%	2.7%	6.0%	-19.9%
Realty	7089	-0.9%	-0.3%	0.3%	-19.1%

Margin Trading Disclosure (Rs. In Cr)	Last	1 day	1 wk	1 mth	3 mth
Op. Scripwise Outstanding	96228	-0.2%	1.2%	4.6%	15.7%
Fresh Exposure	7808	9.6%	16.8%	30.8%	31.3%
Exposure liquidated	6481	-10.0%	-4.2%	29.5%	11.8%
Closing Net scripwise outstanding	97555	1.3%	2.7%	5.0%	17.1%

NSE USD Futures	23-Sep	22-Sep	Var (%)
Sept Expiry (Rs./\$)	88.75	88.31	0.5%
Sept Expiry (Rs./\$)	86.19	86.19	0.0%
Total Turnover (Rs. Crore)	4082	1965	108%

Sectors	TTM PE
Auto	34.87
Auto Ancillary	44.74
Banking	14.33
Engineering	46.8
Cement	66.62
Diamonds & Jewellery	43.76
Housing Finance	23.82
Infrastructure & Const	27.3
Metals-Aluminium	29.35
Metal – Steel	18.4
Oil Expl.	7.47
Pharma	10.16
Power – Gen. Supp.	40.06
Information Tech.	30.56
Sugar	17.31
Telecom Serv. Prov.	38.75
Tyres	34.49

### Eicher VECV: Monthly Sales Volume Growth (YoY) (Source: Company data)



10 year G-Sec Yield	Current	Previous	Change
US	4.11%	4.11%	0 bps
Japan	1.65%	1.65%	(1) bps
India	6.47%	6.49%	(2) bps
UK	4.68%	4.71%	(3) bps
Libor 3 Mths	4.85%	4.85%	(0) bps

Indian Eco Data	Current	Previous	Var(%)
Forex Reserve (US\$ in bn)	602	703	-14.4%
Inflation - WPI	0.52%	-0.58%	110 bps
Inflation - CPI	2.07%	1.61%	46 bps

India GDP	Q3FY25	Q2FY25	Var (%)
Growth	7.81%	7.38%	43 bps

Monetary Policy	Current	Previous	Change
Repo Rate	5.50%	5.50%	0 bps
Reverse Repo Rate	3.35%	3.35%	0 bps
CRR	3.00%	4.00%	(100) bps
O/S Banking System Liquidity (Rs bn)	-658	-58	(600.0)

IIP Growth %	Jul-25	Jul-24	Apr-July
IIP	3.5	5.0	2.4
Capital Goods	5.0	11.7	8.8
Mining	5.4	4.7	3.9
Manufacturing	0.6	7.9	-0.9
Electricity	-7.2	3.8	-4.1

### ADR Price Movement

Company	Price (US\$)	Volume	Previous Day Price	Volume	Variance (%)	No. of Share Per ADR	ADR Price (Rs.)	BSE Price	Variance (%)
Infosys Tech	16.88	11524522	17.15	14994445	-1.57%	1	1498.14	1497.50	0.0%
Wipro	2.73	5792659	2.79	3901840	-2.15%	1	242.29	249.63	-2.9%
Dr.Reddy's	14.51	977469	14.60	571631	-0.62%	1	1287.80	1308.40	-1.6%
ICICI Bank	31.35	3379513	31.75	4102616	-1.26%	2	1391.20	1394.30	-0.2%
HDFC Bank	34.66	3041769	35.06	3084037	-1.14%	3	1025.39	957.20	7.1%

### GDR's (US\$)

	Prices	Prev. Close	Change	Var %
L&T	41.40	41.45	(0.1)	-0.1%
RIL	62.20	62.80	(0.6)	-1.0%
SBI	97.90	97.20	0.7	0.7%

US Economy Data	Current	Previous
Inflation (%) (YoY)	2.90%	2.70%
Unemployment (%)	4.30%	4.20%

Interest Rate (%)	Current	Previous
Fed Rate	4.25%	4.50%

US GDP	Q2CY25	Q1CY25
Growth (QoQ Annualized)	3.30%	-0.50%

China Economy Data	Current	Previous
GDP	5.20%	5.40%
Inflation – CPI (%)	-0.40%	0.00%

### Economic Calendar

	Date
Indian GDP Data	28 Nov
Indian Inflation Data CPI	13 Oct
Indian Inflation Data WPI	14 Oct
Indian Monetary Policy	01 Oct
India's Industrial Production (IIP)	26 Sep
US Inflation Data	15 Oct
US GDP	25 Sep
US Unemployment Data	03 Oct
US Fed Rate	29 Oct
China GDP	20 Oct
China Inflation Data	15 Oct



Event Update

Name	Date	Purpose
Haleos Labs Ltd.	24/09/25	Rs.1.50 per share(15%)Dividend
Shankara Building Products Ltd.	24/09/25	Spin Off
Sheetal Universal Ltd.	24/09/25	Dividend
Vishwas Agri Seeds Ltd.	24/09/25	AGM
Adtech Systems Ltd.	25/09/25	Rs.1.00 per share(10%)Dividend
Evans Electric Ltd.	25/09/25	Rs.1.50 per share(15%)Final Dividend
3I Infotech Ltd.	26/09/25	Right Issue of Equity Shares
Caspian Corporate Services Ltd.	26/09/25	Rs.0.05 per share(5%)Final Dividend
KKV Agro Powers Ltd.	26/09/25	Bonus
MOS Utility Ltd.	26/09/25	Bonus
PVV Infra Ltd.	26/09/25	Stock Split from Rs.10/- to Rs.5/-
RM Drip and Sprinklers System Ltd.	26/09/25	Stock Split from Rs.10/- to Re.1/-
West Leisure Resorts Ltd.	26/09/25	Rs.0.10 per share(1%)Final Dividend
Antriksh Service Technologies Ltd.	29/09/25	Reduction of Capital

## Bulk Deal As On 23/09/25

BSE					
Security Code	Security Name	Client Name	Deal	Quantity	Price
540615	7NR	PRAFFUL AGARWAL	S	375567	4.44
544500	ABRIL	BHANSALI VALUE CREATIONS PRIVATE LIMITED	S	40000	51.27
544500	ABRIL	BHANSALI VALUE CREATIONS PRIVATE LIMITED	B	6000	50.58
544516	AIRFLOA	NEO APEX VENTURE LLP	B	173000	323.25
535916	ALSL	L7 HITECH PRIVATE LIMITED	B	299000	61.94
535916	ALSL	TANAISHA DEVANG VYAS	S	291377	61.97
526935	ARUNIS	EPITOME TRADING AND INVESTMENTS	B	400000	72.51
526935	ARUNIS	MANDALIYA UDAY KANAIALAL	S	300000	72.51
526935	ARUNIS	NEO APEX VENTURE LLP	B	500000	72.51
539596	DELTA	PAWAN KUMAR MITTAL (HUF)	S	100000	14.63
539596	DELTA	VATSAL AGARWAAL	B	55274	14.75
542543	ENERGYINF	B ARUNKUMAR CAPITAL & CREDIT SERVICES PVT LTD	B	1400000	82
542543	ENERGYINF	NEO INFRA INCOME OPPORTUNITIES FUND	B	6075000	82
542543	ENERGYINF	NEO INFRA INCOME OPPORTUNITIES FUND	B	6075000	82
542543	ENERGYINF	NEO WEALTH PARTNERS PRIVATE LIMITED	B	26200000	82
542543	ENERGYINF	NEO WEALTH PARTNERS PRIVATE LIMITED	B	26200000	82
542543	ENERGYINF	PICO CAPITAL PRIVATE LIMITED	B	2475000	82
542543	ENERGYINF	RAPID HOLDINGS 2 PTE LIMITED	S	37325000	82
542543	ENERGYINF	RAPID HOLDINGS 2 PTE LIMITED	S	1400000	82
542543	ENERGYINF	RAPID HOLDINGS 2 PTE LIMITED	S	2475000	82
542543	ENERGYINF	RAPID HOLDINGS 2 PTE LIMITED	S	6075000	82
542543	ENERGYINF	RAPID HOLDINGS 2 PTE LIMITED	S	26200000	82
532092	EPUJA	CHETAN MERCHANT	S	1376028	3.48
543444	FABINO	CHAUBARA EATS PRIVATE LIMITED	S	12000	24.25
543444	FABINO	EKTA	B	12000	24.25
540190	FRANKLININD	KAMLESH NAVINCHANDRA SHAH	S	4958966	0.83
540190	FRANKLININD	KAMLESH NAVINCHANDRA SHAH	B	4569465	0.83
540190	FRANKLININD	PRAS INVESTMENT PRIVATE LIMITED	S	20362130	0.82
540190	FRANKLININD	PRAS INVESTMENT PRIVATE LIMITED	B	27346230	0.82
540190	FRANKLININD	SHARE INDIA SECURITIES LIMITED	S	1405318	0.82
540190	FRANKLININD	SHARE INDIA SECURITIES LIMITED	B	5666559	0.83
531723	GATECH	SHARE INDIA SECURITIES LIMITED	S	6677753	0.88
531723	GATECH	SHARE INDIA SECURITIES LIMITED	B	6032180	0.89
570005	GATECHDVR	MANASWI GARG	S	1376661	0.66
524238	GUJINJEC	MONAL NIRANJANBHAI JAIN	B	99652	20.01
524238	GUJINJEC	PATEL SHIVLAL KUBERBHAI	S	95000	20.01
505336	HARSHILAGR	JIGNESH BABUBHAI PATEL	S	9521000	0.92
505336	HARSHILAGR	NEO APEX VENTURE LLP	S	7500000	0.98
505336	HARSHILAGR	NEO APEX VENTURE LLP	B	7500000	0.9
509051	INDINFO	NANDINI AGARWAL	S	8514453	1
543806	ITCONS	SAURABH GANGAL	S	33400	528.25
539679	KAPILRAJ	MULTIPLIER SHARE & STOCK ADVISORS PRIVATE LIMITED	B	559715	4.3
540386	ONTIC	NISHIL SHAH	S	1395252	1.59
540386	ONTIC	NOBLE POLYMERS LIMITED NOBLE	S	638868	1.59
540386	ONTIC	NOBLE POLYMERS LIMITED NOBLE	B	630000	1.58
543637	PACE	PATEL ADITYA GAURANGBHAI	B	120000	22.46
543637	PACE	SAHAJ TRADING AGENCY	B	120000	22.46
543637	PACE	SHAIVAL D GANDHI	S	360000	22.46
543637	PACE	SHREYANS SHANTILAL SHAH	B	120000	22.46
531395	PADAMCO	ABU ALAL JILANI MIA	B	961500	4.94
531395	PADAMCO	HARDIK JAWAHARBHAI MEHTA	S	2087365	4.94
531395	PADAMCO	HARDIK JAWAHARBHAI MEHTA	B	250000	4.48
531395	PADAMCO	SNEH HIRJI GADA	S	1000010	4.94
543798	PATRON	DINESH ISHVARBHAI LALWANI	B	148000	7.35

543798	PATRON	JAYESH PRAVINCHANDRA SHETH	S	780000	7.28
543798	PATRON	JAYESH PRAVINCHANDRA SHETH	B	708000	7.35
543798	PATRON	MAFIA TRENDS LIMITED	B	380000	7.37
543798	PATRON	NILESH JOBANPUTRA	B	1852000	7.25
543798	PATRON	SHILPA SUNIL MAJITHIA	B	180000	7.25
543798	PATRON	SNEH HIRJI GADA	B	512000	7.27
543798	PATRON	SUSHILABAHEN NARENDRAKUMAR PATEL	S	3400000	7.28
540404	PRIMEFRESH	VAMA INVESTMENTS	B	82240	303.86
500342	PRUDMOULI	VAB VENTURES LIMITED	S	400000	34.5
539519	SATTVASUKU	ARYAFIN-TRADE SERVICES INDIA PRIVATE LIMITED	B	2000000	0.87
539519	SATTVASUKU	KAMAL ASNANI	B	4000000	0.86
539519	SATTVASUKU	SIRAJ ABBASBHAI MIRJA	S	2000000	0.86
539519	SATTVASUKU	SOHILBEG ABBASBHAI MIRZA	S	2000000	0.86
543244	SHINEFASH	RISHI RAKESH JAIN	B	160000	46.18
542146	SKIFL	ALTIZEN VENTURES LLP	S	55000	23.11
542146	SKIFL	ALTIZEN VENTURES LLP	B	100000	22.01
542146	SKIFL	DARWIN PARSHOTTAM PATEL	S	100000	21.05
542146	SKIFL	JAKSON ASSETS PRIVATE LIMITED	B	223750	20.99
542146	SKIFL	MANSI SHARE AND STOCK BROKING PRIVATE LIMITED	S	102500	20.94
543745	SVS	PASHUPATI CAPITAL SERVICE PVT LTD	S	120000	11.1
511447	SYLPH	CAPITAL TRADE LINKS LIMITED	B	10000000	1.02
523752	TIHIL	TECHROXY SOLUTION PRIVATE LIMITED	S	2400000	11.27
521005	TITANIN	KTR CONSTRUCTIONS LLP	B	3370067	2.26
521005	TITANIN	NORTHEAST BROKING SERVICES LIMITED	S	3337157	2.25
500421	TPINDIA	BHARAT CHIMANLAL PAREKH	S	500000	16
531203	TRADEWELL	MUNISH BHARDWAJ	S	32671	47.46
531203	TRADEWELL	TRADEWELL PORTFOLIOS PRIVATE LIMITED	B	32476	47.46
544329	VANDU	RIKHAV SECURITIES LIMITED	S	100000	69.78
511523	VEERHEALTH	DEVAL NILAY SHAH	S	100000	18
511523	VEERHEALTH	RISHABH FINTRADE LIMITED	B	103298	18
539761	VKAL	ADITYA RAJESH GALA	S	2864576	3.23
506122	VOLKAI	ALPESHBHAI RASIKLAL SHAH	S	2540	54.84
506122	VOLKAI	ALPESHBHAI RASIKLAL SHAH	B	6240	51.76
506122	VOLKAI	JAYESH KANTILAL SHAH	S	30000	51.87
506122	VOLKAI	MEHUL C MUNJASARA HUF	S	5000	51.97
506122	VOLKAI	MEHUL C MUNJASARA HUF	B	9000	54.8
506122	VOLKAI	YESHABEN PRASHANKUMAR KOTHARI	S	17073	54.86
524661	WELCURE	AVINASH GOVINDBHAI PARMAR	S	844592	7.06
524661	WELCURE	MANDAKINIBEN PRADYUMANBHAI PATEL	S	364701	7.05
524661	WELCURE	MANDAKINIBEN PRADYUMANBHAI PATEL	B	1300000	7.68
524661	WELCURE	MANSI SHARE AND STOCK BROKING PRIVATE LIMITED	S	742667	7.16
524661	WELCURE	MANSI SHARE AND STOCK BROKING PRIVATE LIMITED	B	742667	7.06
524661	WELCURE	SHARE INDIA SECURITIES LIMITED	S	754932	7.13
524661	WELCURE	SHARE INDIA SECURITIES LIMITED	B	732713	7.08
524661	WELCURE	TATAD NAYAN GAUTAMBHAI	S	3920255	7.08
524661	WELCURE	TATAD NAYAN GAUTAMBHAI	B	4597	7.05
524661	WELCURE	VAGHANI VIRAJ	S	220000	7.05
524661	WELCURE	VAGHANI VIRAJ	B	1900000	7.31
503641	ZODIACVEN	DEVI TRADERS LLP	S	1384445	3.54
503641	ZODIACVEN	MULTIPLIER SHARE & STOCK ADVISORS PRIVATE LIMITED	S	500000	3.49
503641	ZODIACVEN	NEO APEX VENTURE LLP	S	1285985	3.55
503641	ZODIACVEN	NEO APEX VENTURE LLP	B	785985	3.5
503641	ZODIACVEN	NILESH JOBANPUTRA	B	4799997	3.78
503641	ZODIACVEN	SETU SECURITIES PRIVATE LIMITED	S	500000	3.49

## NSE

Security Code	Security Name	Client Name	Deal	Quantity	Price
AFFORDABLE	Afford Robo & Auto Ltd	MILIND MANOHAR PADOLE	SELL	325000	249.32
AFFORDABLE	Afford Robo & Auto Ltd	NEXUS GLOBAL OPPORTUNITIES FUND	BUY	100000	249.38
AFFORDABLE	Afford Robo & Auto Ltd	RAMESHCHANDRA CHIMANLAL SHAH	BUY	63000	249.33
AGIIL	Agi Infra Limited	CHUNGATH KARUNAKARAN PADMA KUMAR	BUY	681025	1170
AGIIL	Agi Infra Limited	SETU SECURITIES PRIVATE LIMITED	SELL	140000	1183.11
AHLADA	Ahlada Engineers Limited	SHAH SHARAD KANAYALAL	BUY	125000	67.91
ASIANHOTNR	Asian Hotels (North) Ltd	NARENDRA DHANUKA	SELL	102000	335.22
DHARIWAL	Dhariwalcorp Limited	JAINAM PRAKASHBHAI MEHTA	SELL	70800	208.43
DHARIWAL	Dhariwalcorp Limited	MOSAM SHAH	BUY	49200	198.84
DHARIWAL	Dhariwalcorp Limited	SUMICKSHA BANSAL	BUY	45600	206.92
DHARIWAL	Dhariwalcorp Limited	SUMICKSHA BANSAL	SELL	45600	204.46
GSMFOILS	GSM Foils Limited	SWAPNIL MEHTA	SELL	86000	213.74
INTENTECH	Intense Technologies Ltd	JAYANT DWARKANATH	SELL	317607	138
INTENTECH	Intense Technologies Ltd	NOVA GLOBAL OPPORTUNITIES FUND PCC - TOUCHSTONE	BUY	325000	137.99
INTENTECH	Intense Technologies Ltd	PUNEET AGARWAL	BUY	200000	145.21
JAINAM	Jainam Fer Alloys (I) Ltd	MOTI CHAND JAIN	SELL	65500	265.63
KALANA	Kalana Ispat Limited	SUMIT TAPARIA	SELL	78000	41.17
MANAKALUCO	Manak Aluminium Co. Ltd.	ANIRUDHA AGRAWAL	BUY	395000	29.9
MANAKALUCO	Manak Aluminium Co. Ltd.	INCREDIBLE FINESSE PRIVATE LIMITED	SELL	395000	29.9
MGEL	Mangalam Global Ent Ltd	CHUNGATH KARUNAKARAN PADMA KUMAR	SELL	2048114	16.25
MAXVOLT	Max volt Energy Indus L	REHANA ANWAR SHAIKH	SELL	63200	230.56
NDRINVIT	NDR INVIT Trust	ARYAMAN JHUNJHUNWALA DISCRETIONARY TRUST	BUY	2900000	115
NDRINVIT	NDR INVIT Trust	ARYAMAN JHUNJHUNWALA DISCRETIONARY TRUST	BUY	2900000	115
NDRINVIT	NDR INVIT Trust	ARYAVIR JHUNJHUNWALA DISCRETIONARY TRUST	BUY	2900000	115
NDRINVIT	NDR INVIT Trust	ARYAVIR JHUNJHUNWALA DISCRETIONARY TRUST	BUY	2900000	115
NDRINVIT	NDR INVIT Trust	DAMANI RADHAKISHAN	BUY	8700000	115
NDRINVIT	NDR INVIT Trust	DAMANI RADHAKISHAN	BUY	8700000	115
NDRINVIT	NDR INVIT Trust	INFRA INDIA OPPORTUNITIES PARENT LIMITED	SELL	17375000	115
NDRINVIT	NDR INVIT Trust	INFRA INDIA OPPORTUNITIES PARENT LIMITED	SELL	9075000	115
NDRINVIT	NDR INVIT Trust	INFRA INDIA OPPORTUNITIES PARENT LIMITED	SELL	17375000	115
NDRINVIT	NDR INVIT Trust	INFRA INDIA OPPORTUNITIES PARENT LIMITED	SELL	9075000	115
NDRINVIT	NDR INVIT Trust	NISHTHA JHUNJHUNWALA DISCRETIONARY TRUST	BUY	2875000	115
NDRINVIT	NDR INVIT Trust	NISHTHA JHUNJHUNWALA DISCRETIONARY TRUST	BUY	2875000	115
NDRINVIT	NDR INVIT Trust	STAR UNION DA-I CHI LIFE INSURANCE COMPANY LIMITED	BUY	2600000	115
NDRINVIT	NDR INVIT Trust	STAR UNION DA-I CHI LIFE INSURANCE COMPANY LIMITED	BUY	2600000	115
NDRINVIT	NDR INVIT Trust	TARA EMERGING ASIA LIQUID FUND	BUY	1750000	115
NDRINVIT	NDR INVIT Trust	TARA INSTITUTIONAL INDIA ALPHA (INCORPORATED VCC SUB-FUND)	BUY	875000	115
NDRINVIT	NDR INVIT Trust	VALUEQUEST INVESTMENT ADVISORS PVT LTD	BUY	3850000	115
NDRINVIT	NDR INVIT Trust	VALUEQUEST INVESTMENT ADVISORS PVT LTD	BUY	3850000	115
NIRMAN	Nirman Agri Genetics Ltd	PRANAV KAILAS BAGAL	SELL	150000	231
OLIL	Oneclick Logistics Ind L	SWETA KHARKIA	SELL	22800	268.53
OSIAHYPER	Osia Hyper Retail Ltd	MULTIPLIER SHARE & STOCK ADVISORS PRIVATE LIMITED	BUY	2416000	26.79
PARTH	Parth Elec & Eng Ltd	INDIA MAX INVESTMENT FUND LIMITED	SELL	100000	225
PENTAGON	Pentagon Rubber Limite	HI GROWTH CORPORATE SERVICES PVT LTD	BUY	49000	74.42
PENTAGON	Pentagon Rubber Limite	HI GROWTH CORPORATE SERVICES PVT LTD	SELL	49000	75.15
SAMMAANCA	Sammaan Capital Limite	PLUTUS WEALTH MANAGEMENT LLP	SELL	11600000	137.26
SARVESHWA	Sarveshw ar Foods Limi	MADHAV LALITBHAI KELLA	SELL	7094990	6.57
SCML	Sharp Chucks N Machin	ANUJ SHANTILAL BADJATE	SELL	60000	87.01
SUNREST	Sunrest Lifescience Ltd	BHARATKUMAR VARDHILAL THAKKAR	SELL	44800	44
SUNREST	Sunrest Lifescience Ltd	NIKHILKUMAR YASHVNTLAL THAKKAR	SELL	27200	44.18
SUNREST	Sunrest Lifescience Ltd	POOJA RAHUL SHAH	BUY	78400	44
TECHD	TechD Cybersecurity Lt	ALGOQUANT FINTECH LIMITED .	BUY	75600	404.25
VCL	Vaxtex Cotfab Limited	ARTIBEN JAGDISHBHAI AKHANI	BUY	1575000	1.05
VINEETLAB	Vineet Laboratories Ltd	VENKATA RAMANA GADDAM	SELL	100000	36.03
WHEELS	Wheels India Ltd	HDFC MUTUAL FUND	BUY	127940	809



**Disclosure:**

Research Reports that are published by Nirmal Bang Securities Private Limited (hereinafter referred to as "NBSPL") are for private circulation only. NBSPL is a registered Research Analyst under SEBI (Research Analyst) Regulations, 2014 having Registration no. INH000001766. NBSPL is also a registered Stock Broker with National Stock Exchange of India Limited, BSE Limited, Metropolitan Stock Exchange of India Limited, Multi Commodity Exchange of India Limited and , National Commodity and Derivative Exchange Limited in Capital Market , Equity and Commodities derivatives segments and Currency Derivatives Segment .

NBSPL has other business divisions with independent research teams separated by Chinese walls, and therefore may, at times, have different or contrary views on stocks and markets.

NBSPL or its associates have not been debarred / suspended by SEBI or any other regulatory authority for accessing / dealing in securities Market since last 20 years. NBSPL, its associates or analyst or his relatives do not hold any financial interest (Except Investment) in the subject company. NBSPL or its associates or Analyst do not have any conflict or material conflict of interest at the time of publication of the research report with the subject company. NBSPL or its associates or Analyst or his relatives may or may not hold beneficial ownership of 1% or more in the subject company at the end of the month immediately preceding the date of publication of this research report.

NBSPL or its associates / analyst has not received any compensation / managed or co-managed public offering of securities of the company covered by Analyst during the past twelve months. NBSPL or its associates have not received any compensation or other benefits from the company covered by Analyst or third party in connection with the research report. Analyst has not served as an officer, director or employee of Subject Company. NBSPL / analyst has not been engaged in market making activity of the subject company.

**Analyst Certification:** The research analysts and authors of these reports, hereby certify that the views expressed in this research report accurately reflects my/our personal views about the subject securities, issuers, products, sectors or industries. It is also certified that no part of the compensation of the analyst(s) was, is, or will be directly or indirectly related to the inclusion of specific recommendations or views in this research. The analyst(s) principally responsible for the preparation of this research report and has taken reasonable care to achieve and maintain independence and objectivity in making any recommendations.

**Disclaimer:**

The Research Report is for the personal information of the authorized recipient and does not construe to be any investment, legal or taxation advice. NBSPL is not soliciting any action based upon it. Nothing in the research report shall be construed as a solicitation to buy or sell any security or product, or to engage in or refrain from engaging in any such transaction. In preparing the research report, we did not take into account the investment objectives, financial situation and particular needs of the reader.

The research report has been prepared for the general use of the clients of NBSPL and must not be copied, either in whole or in part, or distributed or redistributed to any other person in any form. If you are not the intended recipient you must not use or disclose the information in the research report in any way. Though disseminated to all the customers simultaneously, not all customers may receive the research report at the same time. NBSPL will not treat recipients as customers by virtue of their receiving the research report. The research report is not directed or intended for distribution to or use by any person or entity resident in a state, country or any jurisdiction, where such distribution, publication, availability or use would be contrary to law, regulation or which would subject NBSPL & its group companies to registration or licensing requirements within such jurisdictions.

The report is based on the information obtained from sources believed to be reliable, but we do not make any representation or warranty that it is accurate, complete or up-to-date and it should not be relied upon as such. We accept no obligation to correct or update the information or opinions in it. NBSPL or any of its affiliates or employees shall not be in any way responsible for any loss or damage that may arise to any person from any inadvertent error in the information contained in the research report. NBSPL or any of its affiliates or employees do not provide, at any time, any express or implied warranty of any kind, regarding any matter pertaining to this report, including without limitation the implied warranties of merchantability, fitness for a particular purpose, and non-infringement. The recipients of the research report should rely on their own investigations.

This information is subject to change without any prior notice. NBSPL reserves its absolute discretion and right to make or refrain from making modifications and alterations to this statement from time to time. Nevertheless, NBSPL is committed to providing independent and transparent recommendations to its clients, and would be happy to provide information in response to specific client queries.

Before making an investment decision on the basis of research report, the reader needs to consider, with or without the assistance of an adviser, whether the advice is appropriate in light of their particular investment needs, objectives and financial circumstances. There are risks involved in securities trading. The price of securities can and does fluctuate, and an individual security may even become valueless. International investors are reminded of the additional risks inherent in international investments, such as currency fluctuations and international stock market or economic conditions, which may adversely affect the value of the investment. Opinions expressed are subject to change without any notice. Neither the company nor the director or the employees of NBSPL accept any liability whatsoever for any direct, indirect, consequential or other loss arising from any use of the research report and/or further communication in relation to the research report. Here it may be noted that neither NBSPL, nor its directors, employees, agents or representatives shall be liable for any damages whether direct or indirect, incidental, special or consequential including lost revenue or lost profit that may arise from or in connection with the use of the information contained in the research report.

Copyright of this document vests exclusively with NBSPL.

Our reports are also available on our website

Registration granted by SEBI and certification from NISM in no way guarantee performance of NBSPL or provide any assurance of returns to investors.

**Nirmal Bang Research (Division of Nirmal Bang Securities Pvt. Ltd.)**

B-2, 301/302, Marathon Innova,  
Opp. Peninsula Corporate Park  
Off. Ganpatrao Kadam Marg  
Lower Parel(W), Mumbai-400013  
Board No. : 91 22 6723 8000/8001  
Fax. : 022 6723 8010